


Important: Read all instructions prior to installation.

LED Cabinet Lights

Included Parts

- 1 - cabinet light with motion sensor
- 2 - cabinet light (no sensor)
- 1 - AC adapter
- 1 - adapter cable (AC adapter to light)
- 2 - light interconnect cable
- 2 - direct light interconnect (butt connector)
- 3 - sections of double-sided adhesive tape
- 6 - screws



Safety and Notes

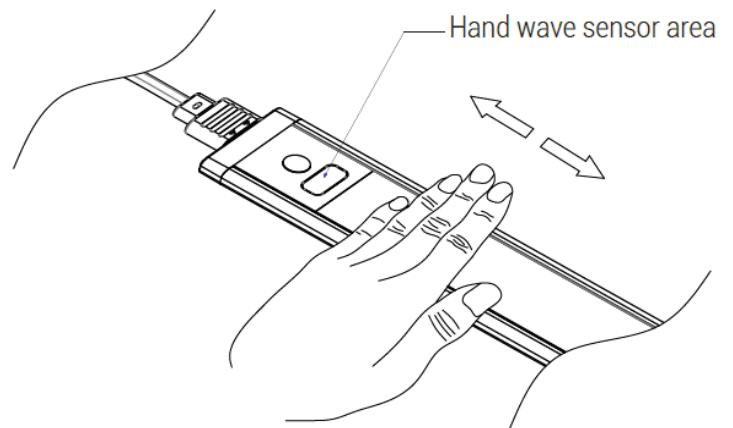
- Product should be installed in accordance with applicable national, state, and local building and electrical codes.
- Do not attempt to use the AC adapter with any other products. Do not attempt to connect addition lights/components other than those included in the kit.
- Avoid looking directly into the lamp when illuminated.
- Power switch is motion sensitive.
- This product is for indoor use only.
- Avoid exposure to heat. Do not mount over cooktops or near other sources of radiant heat.

Specifications

Model	UCTF-xK9-3KIT
Operating Temperature	-4°–95° F (-20°–35° C)
Environmental Rating	IP20

Operation

Cabinet lights are controlled by the motion sensor on master cabinet light. The master light can be connected in any of the three positions. You can control all three connected lights by simply waving your hand over the sensor. Wave once quickly to turn the light on or off. You can also hold your hand over the sensor to adjust brightness. The range of detection is approximately 2–2.75 in. (5–7 cm).

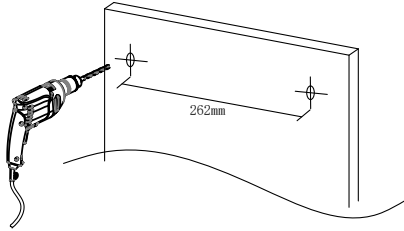


Important: Read all instructions prior to installation.

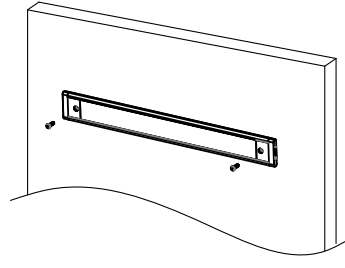
LED Cabinet Lights

Installation Instructions

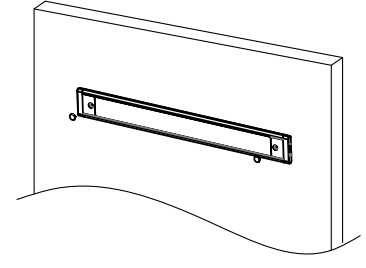
Hardware Installation



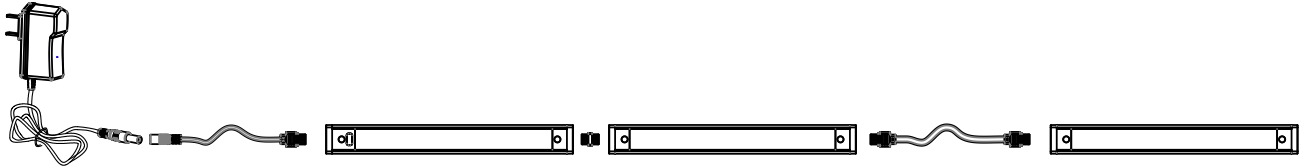
1. Measure and drill holes according to product size.



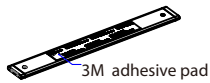
2. Attach with provided M3 screws.



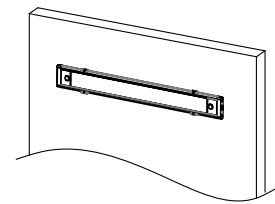
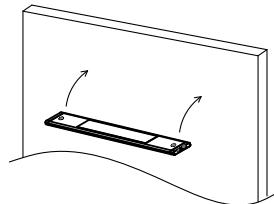
3. Cover the screw holes with decorative covers.



Adhesive Installation



3M adhesive pad



Clean surface, then remove adhesive cover and firmly place light on surface. Hold light in place until secure.



Rev Date: V0.1 08/24/2020

4400 Earth City Expy, St. Louis, MO 63045

• 866-590-3533

• superbrightleds.com