

**Important: Read all instructions prior to installation.**

## LED Neon Strip Lights

### Specifications

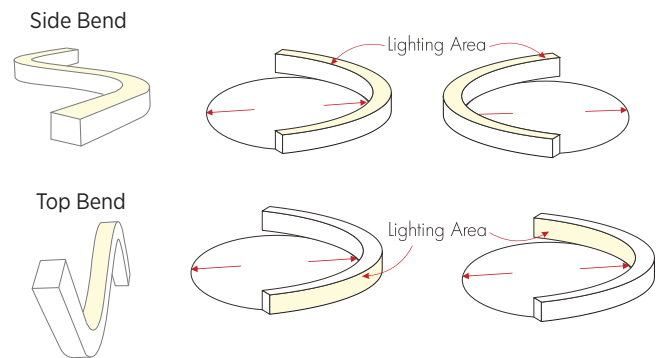
Strip Type	Top/Side Bend	Dual Bend
IP Rating	IP67	
Operating Voltage	24 VDC	
Length	16.4ft (5m)	
Operating Temperature	-20 to 60°C (-4 to 140°F)	



### Safety and Notes

- Product should be installed in accordance with applicable national, state, and local building and electrical codes.
- Do not attach with anything other than double-sided adhesive or associated accessory hardware.
- Ensure screws are flush when using mounting clips or brackets.
- Do not mount on or near sharp objects which may damage insulation or in tight spaces where it may be pinched such as a door or window.
- Do not cover the light or allow the light to be in contact with material such as cloth which may pose a fire hazard.
- Not for use in locations with strong acids, strong alkalis, fuels, or oils.
- Do not operate light when tightly coiled or where it is continually flexing.
- End cap must be installed on one end to safely terminate run.
- Glue only as backup adhesion with maximum four glue points per meter.
- Do not twist, swing, pull or bend to severe or extreme angles. Do not bend in directions other than those described and do not bend repeatedly. These actions may damage circuit traces and void the warranty.

### Maximum Bending Arc



Top/Side Bend Neon	Top Bend	Side Bend
NFSB-B-x5M	/	4.7in. (120mm)
NFTB-B-x5M	4.7in. (120mm)	/
Dual Bend Neon		
NFDB-B-x-16C5M-24V	7.8in. (200mm)	11.8in. (300mm)
NFDB-B-H80-20G5M-24V	7.8in. (200mm)	19.6in. (500mm)
NFDB-B-CRGB-20T5M-24V	11.8in. (300mm)	23.6in. (600mm)
NFDB-B-DxK90-20M5M-24V	11.8in. (300mm)	31.4in. (800mm)

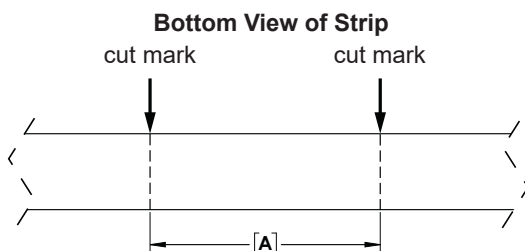


**⚠ Two or more people recommended for install**

### Cutting Strip to Length

Neon strips can be cut at the indicated cut marks on the strip. Do not attempt to cut strips anywhere other than at indicated cut marks

**Note:** When cutting, proper caps and sealant must be used to maintain IP water resistance and avoid potential strip damage.



Top/Side Bend Neon	A
NFSB-B-x5M	1.97in. (50mm)
NFTB-B-x5M	
Dual Bend Neon	
NFDB-B-x-16C5M-24V	0.66in. (16.7mm)
NFDB-B-H80-20G5M-24V	0.93in. (23.8mm)
NFDB-B-CRGB-20T5M-24V	1.40in. (35.7mm)
NFDB-B-DxK90-20M5M-24V	1.64in. (41.7mm)

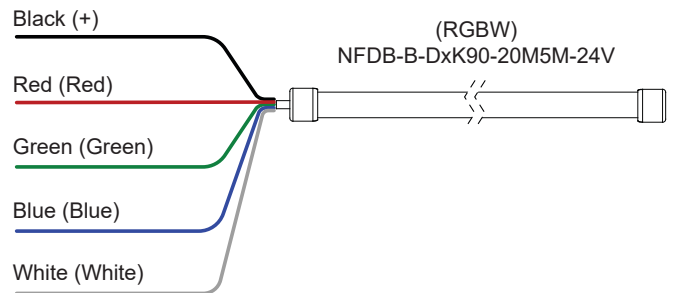
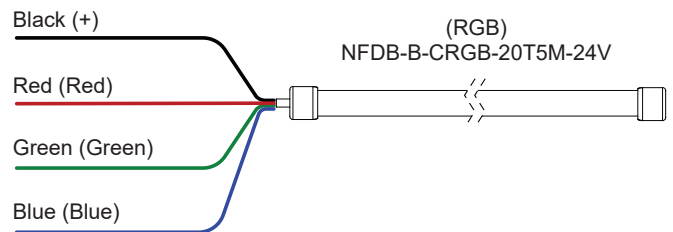
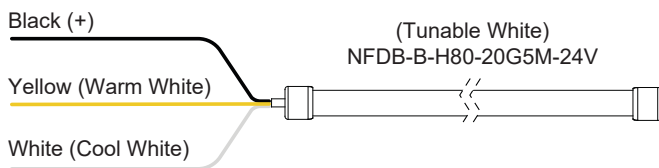
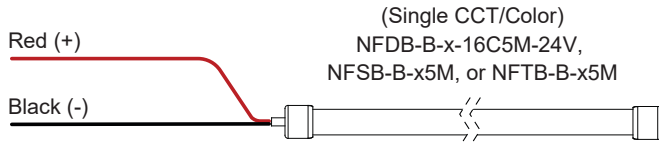


**Important: Read all instructions prior to installation.**

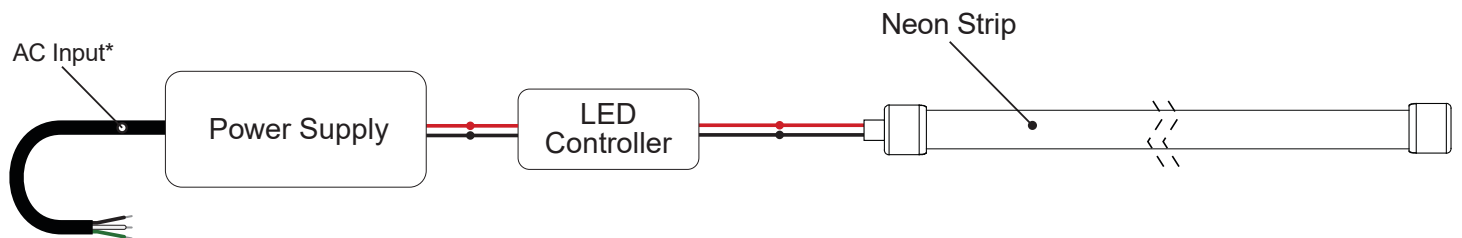
## LED Neon Strip Lights

### Wiring Diagrams

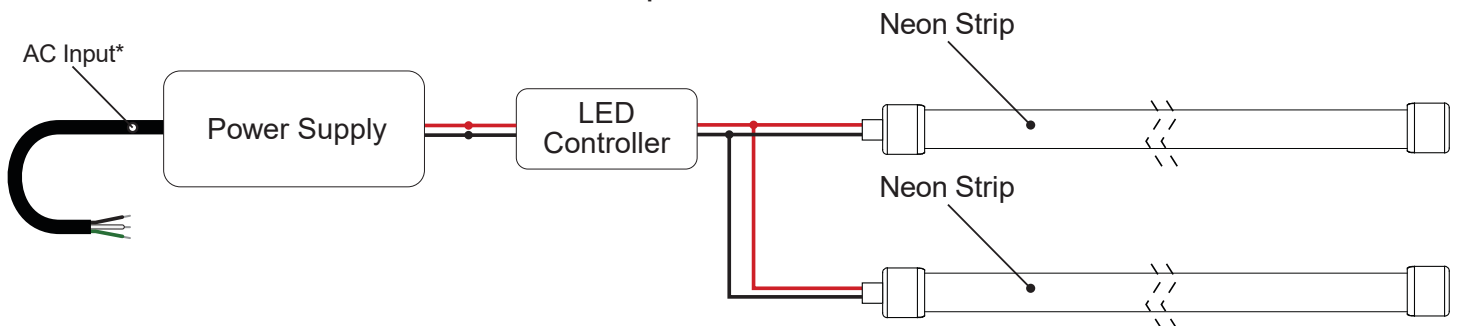
#### DC Output



### Typical Installation Example



### Extended Power Wire Installation Example



*\*Wire color and configuration may vary  
Power supply, controller, and accessories sold separately*

