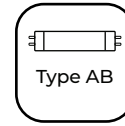



Project \_\_\_\_\_

Date \_\_\_\_\_ Type \_\_\_\_\_



#### Available Models<sup>1</sup>

- |   |   |
|---|---|
| <input type="checkbox"/> 4 ft           | <input type="checkbox"/> 2 ft           |
| <input type="checkbox"/> T8U4-40K15-AFN | <input type="checkbox"/> T8U2-40K10-AFN |
| <input type="checkbox"/> T8U4-40K18-AFN | <input type="checkbox"/> T8U2-50K10-AFN |
| <input type="checkbox"/> T8U4-50K15-AFN |   |
| <input type="checkbox"/> T8U4-50K18-AFN |   |

#### Part Number Breakdown

Example: T8U4-40K18-AFN

Series	Length	CCT	Wattage	Materials	Cert. Type
T8U	2 [2ft]	40K [4000K] or 50K [5000K]	10 [10W]	AF [aluminum end cap, frosted glass lens]	N [UL]
	4 [4ft]		15 [15W]		
			18 [18W]		

#### Overview

Update nearly any 2' or 4' fluorescent fixture with the universal 3-in-1 design of T8U series T8 LED Tube. Simply plug-and-play with Type A compatibility, or bypass the ballast for Type B luminaires. Conveniently replace traditional fluorescent tubes according to the existing system, with nearly half the wattage. The frosted glass lens distributes diffused, efficient task light for offices, schools, or any other commercial setting.

#### Features

- Versatile retrofit capabilities
- Plug and play Type A - dual-ended
- Bypass ballast for Type B - single or dual-ended
- Replaces 2' 17W or 4' 32W T8 fluorescent tubes
- 120-277 VAC

#### Product Details

- Single or dual-ended, G13 bi-pin base
- Available in 4000K or 5000K
- 120-277 VAC input
- 50000 hours L70 lifespan

#### Warranty

5-year warranty

#### Ballast Compatibility

Compatible with most common electronic ballasts. See list for specific ballast compatibility information.

#### Certifications and Compliances

- UL Listed - UL 1993 (OOLV)
- UL Classified - UL 1598C (IFAR)
- DLC 5.1 Standard listed



#### Applications

- Commercial Buildings
- Factories
- Hospitals
- Industrial Facilities
- Offices
- Schools



<sup>1</sup>Contact customer service for additional options.

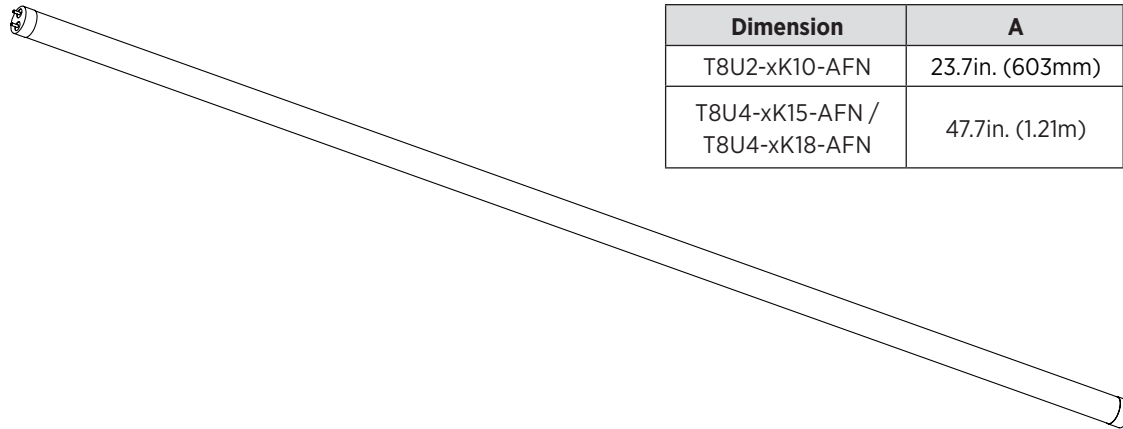
## T8Ux Series

LED Tube Specifications

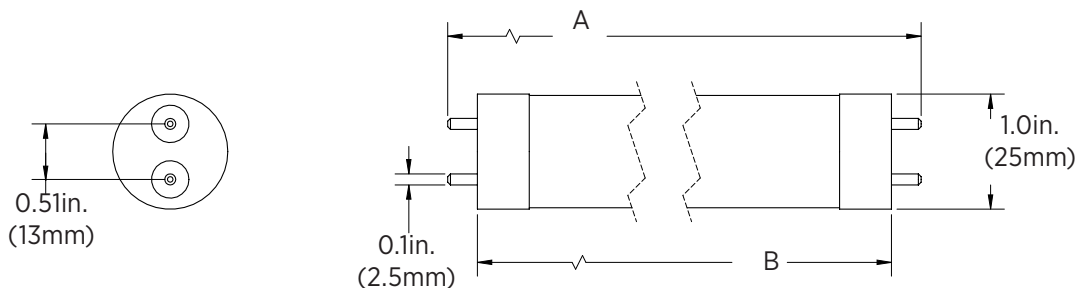
### Specifications

Model		T8U2-xK10-AFN	T8U4-xK15-AFN	T8U4-xK18-AFN
Lumens		1440 lumens	1980 lumens	2520 lumens
Wattage		10W [Type B] 12W [Type A]	15W [Type B] 16.5W [Type A]	18W [Type B] 21W [Type A]
Current Draw	Type B	120 VAC	83mA	125mA
		277 VAC	36mA	54mA
	Type A	120 VAC	100mA	138mA
		277 VAC	43mA	60mA
Operating Voltage		120-277 VAC		
Efficacy		120 lm/W		
Color Temperature		4000K or 5000K (as ordered)		
Beam Angle		220°		
CRI		80+		
Dimmer Type		0-10 V dimming with compatible ballast (Type A) or using dimming module (Type B)		
IP Rating		IP20		
Rated Life (L70)		50000 hours		
Ambient Operating Temperature		-20-45 °C (-4-113 °F)		

### Dimensional Drawing

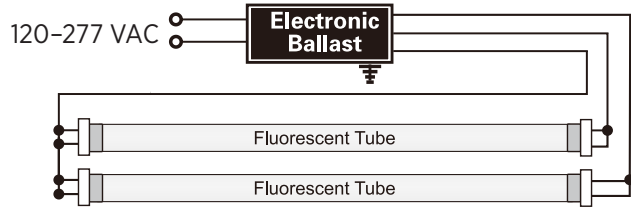


Dimension	A	B
T8U2-xK10-AFN	23.7in. (603mm)	23.1in. (588mm)
T8U4-xK15-AFN / T8U4-xK18-AFN	47.7in. (1.21m)	47.2in. (1.2m)

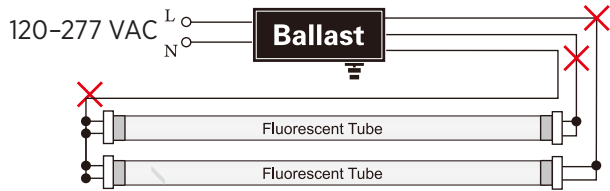


#### Wiring Diagrams

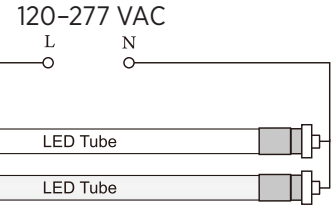

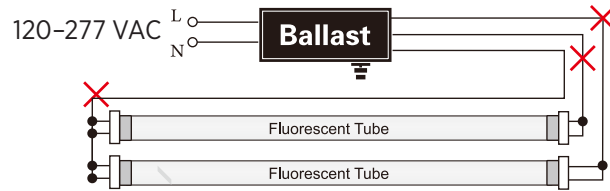
**Type A**



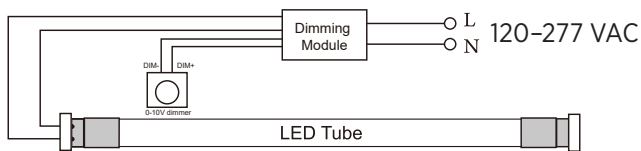
**Type B (single end)**



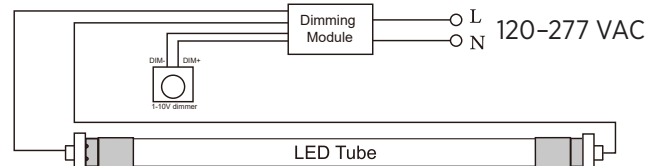
**Type B (dual end)**



**with dimming**



**with dimming**



## T8Ux Series

LED Tube Specifications

### Ballast Compatibility

Accupro	
1	AP-432IP-UNV
2	AP-332IP-UNV-M
Advance	
1	IOPA-4P32-LW-N
Espen	
1	VE232MVHIPL
2	VE232MVHIPE
3	VE432MVHIPE
4	VE432MVHIPL
5	VE432120HIP
GE	
1	GE232MAX-L/Ultra
2	GE332MAX-N/Ultra
3	GE232MAX347-N
4	GE432MAX347-N
5	GE232-MVPS-N
6	GE332-MVPS-N
7	GE432-MVPS-N
8	GE432-120RESDIYB
9	GE-240-RS-MV-N
10	GE232-N-347
11	GE132MAX-H/ULTRA

Halco	
1	EP232IS/L/MV/HE
Howard Industries	
1	EP3/32IS/MV/MC/HE
Keystone	
1	KTEB-232RIS-1-TP-SL
2	KTEB-232RIS-1-TP-SL/Ga
Osram	
1	QHE 2x32T8/UNV ISN-SC
2	QHE 3x32T8/UNV ISN-SC
3	QHE 3x32T8/UNV PSN-SC
Philips	
1	ICN-2P32-N
2	ICN-3P32-N
3	ICN-2S40-N
4	IOP-4P32-LW-N
5	IOPA-1P32-N
6	IOPA-4P32-N
7	IOPA-2P32-LW-N
8	IOP-3P32-N

Sylvania	
1	QHE 1x32T8/UNV ISN-SC
2	QHE 3x32T8/UNV ISL-SC
3	QTP 2x32T8/UNV ISL-SC
4	QT 4X32/120 LP
5	QT 2x32 T8/347 ISL-SC
6	QHE 4x32T8/347 ISN-SC
7	QHE 4x32T8/347 ISL-SC
Triad	
1	B232IUNVHP-N
2	B332IUNVHP-A
3	B432IUNVHP-A
4	B232IUNVHP-B
Universal	
1	B332IUNVHE-A
2	B432IUNVHE-A
3	B232IUNVEL-N
4	B332IUNVEL-A
5	B232IUNVHEH-A
6	B332PUNVHE-A
7	B432IUNVEL-A
Work Horse	
1	WH3-120-C
2	WH3-120-L
Pacific Fluorescent	
1	EB-232IS-120-RES

